

Scaled data based on original data using
LM-79-08 Approved Method: Electrical and Photometric Measurements of Solid-
State Lighting Products

Test Report Prepared for
Cooper Lighting Solutions
(formerly Eaton)

Brand: INVUE

Report Number: P140935

Luminaire Tested: **ECM-F04-LED-E1-SL2**

Issue Date: 03/03/2020

Test Information

Test Method: LM-79-08
Report Number: P140935
REPORT IS SCALED FROM IESNA LM-79-08 TEST DATA (P33690)
Test Lab: INNOVATION CENTER-P3
Issue Date: 03/03/2020
Manufacturer: COOPER LIGHTING SOLUTIONS (FORMERLY EATON)
Product Line: INVUE
Catalog Number: ECM-F04-LED-E1-SL2
Description: EPIC CLASSICAL MEDIUM DECORATIVE LED LUMINAIRE
(4) LIGHTBARS WITH AccuLED OPTICS - TYPE 2 W/ SPILL LIGHT CONTROL
Light Source: (28) 4000K CCT, 70 CRI LEDs
Ballast/Driver: -

Summary

Lumens per Lamp: N/A
Luminaire Lumens: 9503.1 lumens
Efficiency: N/A
Efficacy: 93.0 lumens/watt
Luminous Opening: Rectangular (W 0.67' x L: 1' x H: 0')
IES Classification: Type II - Short - Non-Cutoff
BUG Rating: B2 - U0 - G2

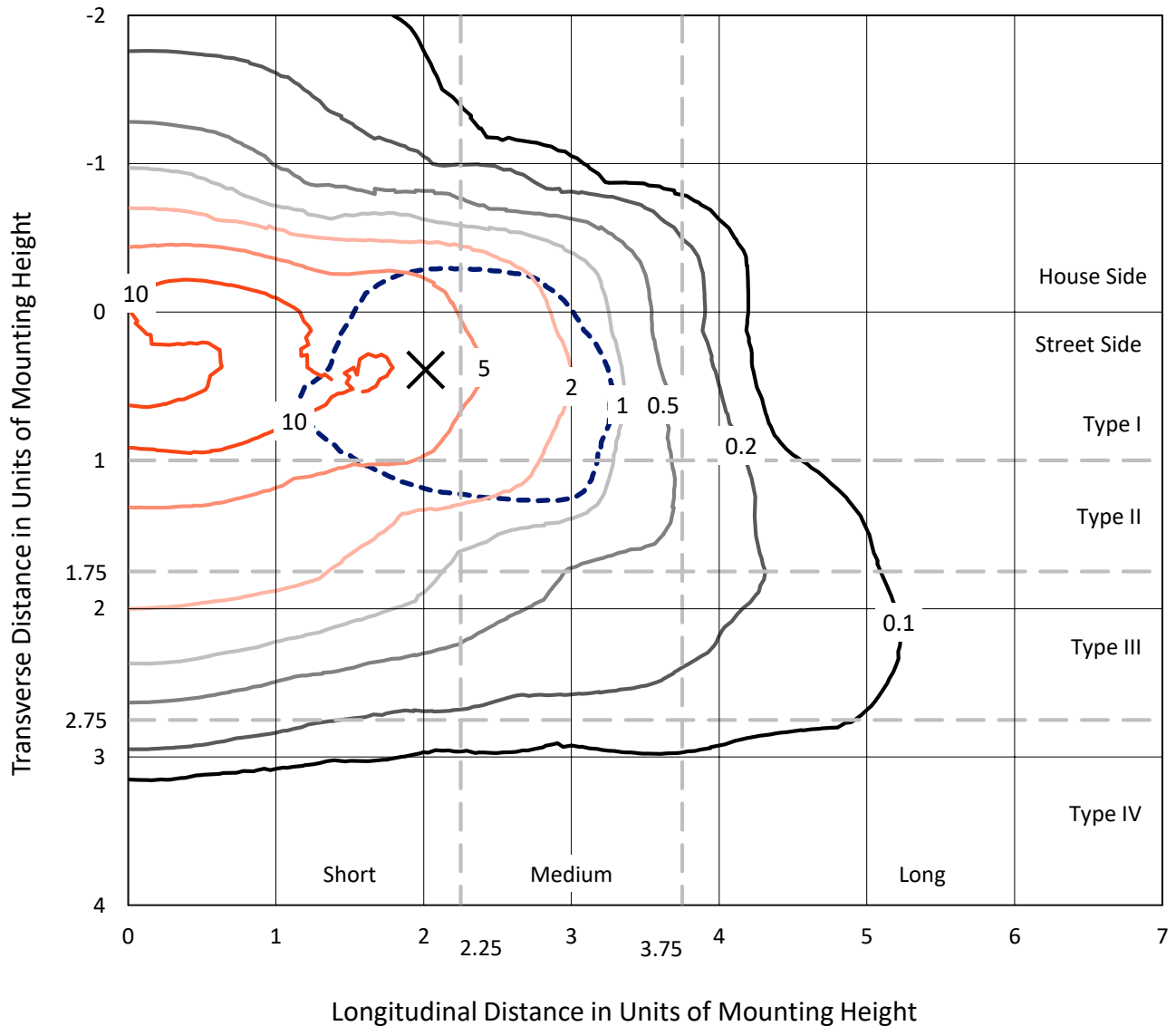
Input Watts (W): 102.2
Input Voltage (V): NR
Input Current (Ain): NR
Voltage Rise (V): NR
Power Factor: NR
Total Harmonic Distortion (THDi): NR
Frequency (hertz): 60
Stabilization Time: NR
Operation Time: NR
Ambient Temperature (°C): NR
Test Distance: 25 FT



REPORT NUMBER: P140935
 CATALOG NUMBER: ECM-F04-LED-E1-SL2

Iso-Footcandle Lines of Horizontal Illumination

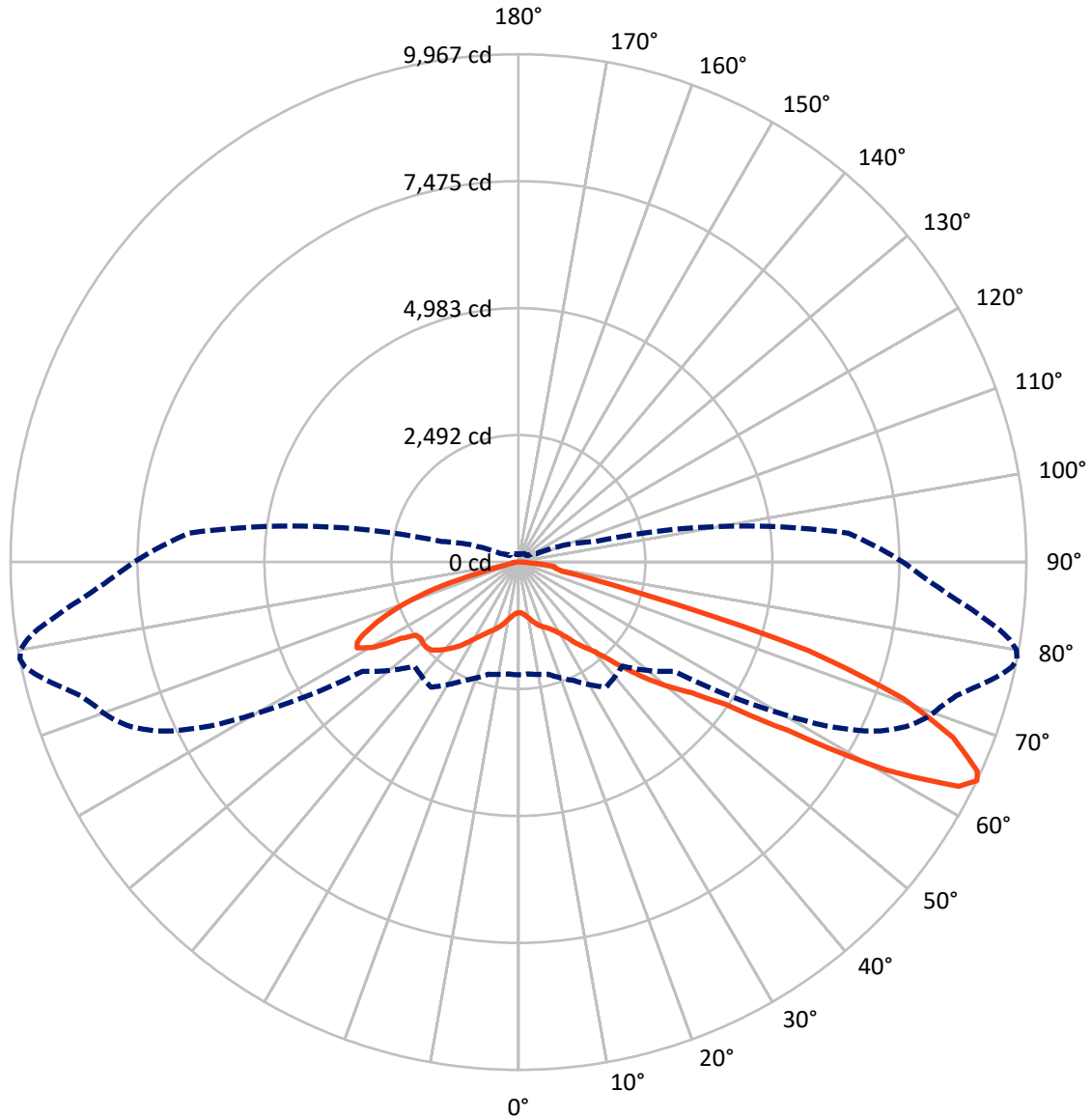
× Max cd
 - - - 1/2 Max cd



Based on 10 foot mounting height. Maximum calculated value = 13.3 fc
 Type II - Short - Non-Cutoff

REPORT NUMBER: P140935
CATALOG NUMBER: ECM-F04-LED-E1-SL2

Luminous Intensity Polar Plot



— Vertical Plane Through 79-Deg Lateral - - - Horizontal Cone Through 64-Deg Vertical

REPORT NUMBER: P140935

CATALOG NUMBER: ECM-F04-LED-E1-SL2

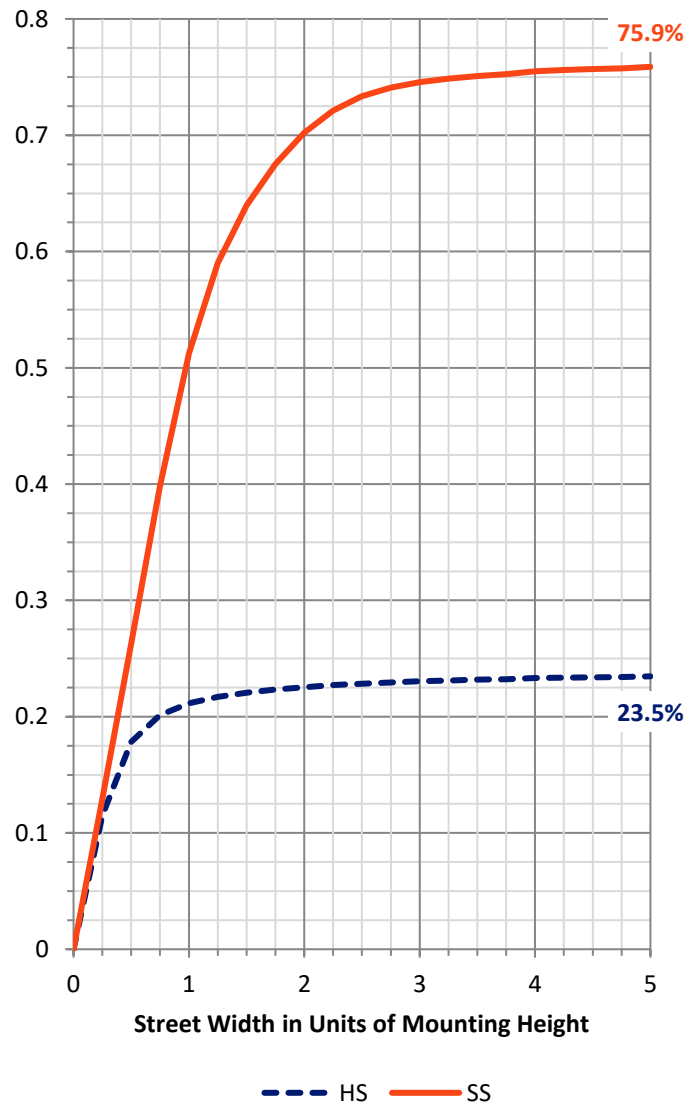
FLUX DISTRIBUTION:

		Downward	Upward	Total
House Side	Lumens	2265.2	0.0	2265.2
	% Fixture	23.8	0.0	23.8
Street Side	Lumens	7237.9	0.0	7237.9
	% Fixture	76.2	0.0	76.2
Total	Lumens	9503.1	0.0	9503.1
	% Fixture	100.0	0.0	100.0

Coefficient of Utilization

ZONAL LUMENS:

Zone	Lumens	% Fixture
0°-10°	98.5	1.0
10°-20°	319.2	3.4
20°-30°	548.0	5.8
30°-40°	916.0	9.6
40°-50°	1569.2	16.5
50°-60°	2116.7	22.3
60°-70°	2677.6	28.2
70°-80°	1068.4	11.2
80°-90°	189.5	2.0
90°-100°	0.0	0.0
100°-110°	0.0	0.0
110°-120°	0.0	0.0
120°-130°	0.0	0.0
130°-140°	0.0	0.0
140°-150°	0.0	0.0
150°-160°	0.0	0.0
160°-170°	0.0	0.0
170°-180°	0.0	0.0
0°-90°	9503.1	100.0
0°-180°	9503.1	100.0



REPORT NUMBER: P140935

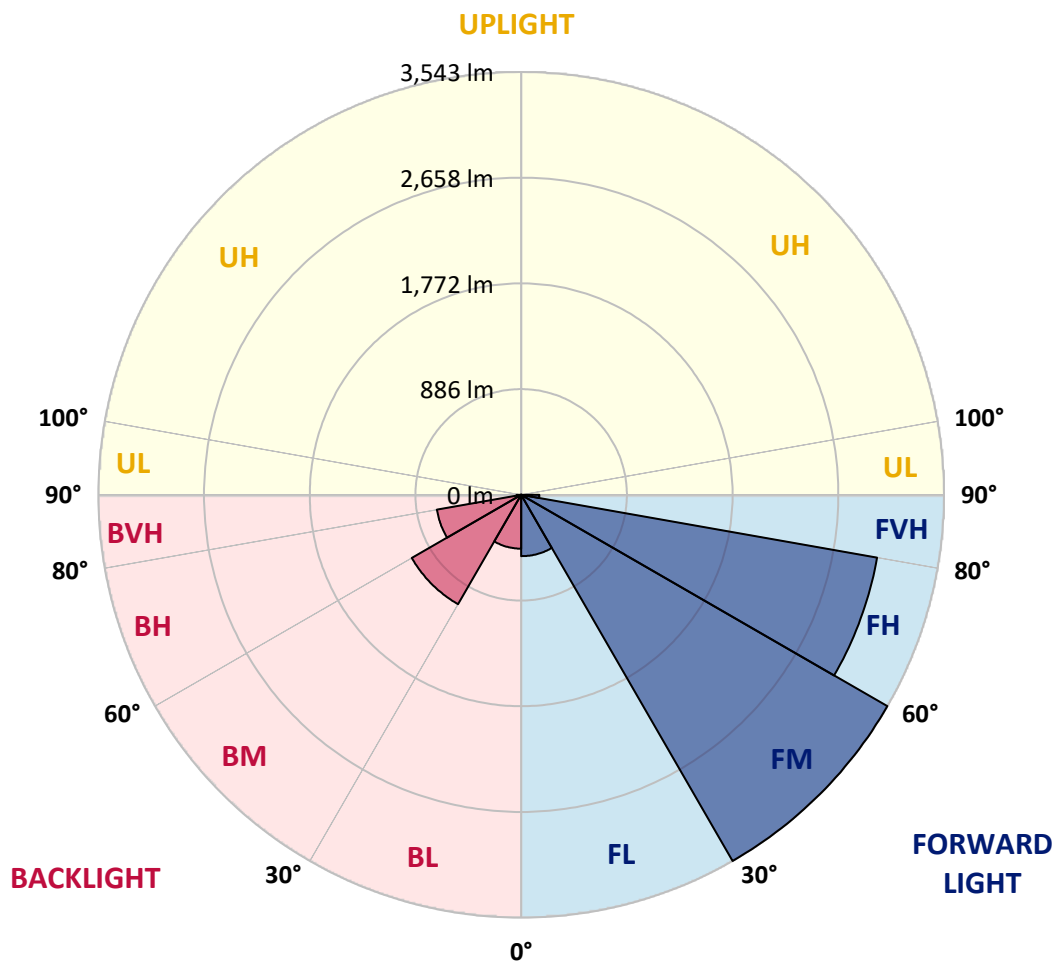
CATALOG NUMBER: ECM-F04-LED-E1-SL2

LUMINAIRE CLASSIFICATION SYSTEM LUMEN TABLE AND BUG RATING:

Zone		Lumens	% Fixture	Zone Rating/Lumen Limit		
				B	U	G
FL	(0°-30°)	514.3	5.4			
FM	(30°-60°)	3543.4	37.3			
FH	(60°-80°)	3028.4	31.9			G2/5000
FVH	(80°-90°)	151.8	1.6			G2/225
BL	(0°-30°)	451.4	4.7	B1/500		
BM	(30°-60°)	1058.5	11.1	B2/2500		
BH	(60°-80°)	717.5	7.6	B2/1000		G2/1000
BVH	(80°-90°)	37.7	0.4			G1/100
UL	(90°-100°)	0.0	0.0		U0/0	
UH	(100°-180°)	0.0	0.0		U0/0	

BUG Rating: B2-U0-G2

Type II Short





REPORT NUMBER: P140935

CATALOG NUMBER: ECM-F04-LED-E1-SL2

CANDELA DISTRIBUTION (FULL):

	0°	5°	15°	25°	35°	45°	55°	60°	61°	62°	64°
0°	993.9	993.9	993.9	993.9	993.9	993.9	993.9	993.9	993.9	993.9	993.9
2.5°	989.5	990.6	989.5	992.8	995.0	998.3	998.3	998.3	998.3	998.3	998.3
5°	988.4	989.5	988.4	993.9	999.4	1006.0	1012.6	1014.8	1014.8	1015.9	1017.0
7.5°	998.3	999.4	998.3	1004.9	1012.6	1023.7	1035.8	1042.4	1043.5	1044.6	1046.8
10°	1029.2	1027.0	1022.6	1029.2	1036.9	1053.4	1067.7	1078.7	1082.0	1083.1	1087.5
12.5°	1069.9	1068.8	1061.1	1057.8	1062.2	1080.9	1107.3	1122.7	1126.0	1127.1	1131.5
15°	1100.7	1097.4	1090.8	1086.4	1094.1	1113.9	1149.1	1168.9	1175.5	1176.6	1184.4
17.5°	1120.5	1118.3	1107.3	1104.0	1116.1	1146.9	1191.0	1215.2	1219.6	1222.9	1231.7
20°	1153.5	1146.9	1130.4	1116.1	1126.0	1173.3	1225.1	1250.4	1257.0	1260.3	1268.0
22.5°	1197.6	1192.1	1172.2	1135.9	1135.9	1188.8	1255.9	1284.5	1290.0	1296.6	1305.4
25°	1273.5	1269.1	1230.6	1168.9	1153.5	1204.2	1284.5	1323.0	1328.5	1336.2	1349.5
27.5°	1351.7	1346.2	1303.2	1220.7	1184.4	1232.8	1326.3	1372.6	1380.3	1389.1	1404.5
30°	1451.8	1441.9	1399.0	1303.2	1244.9	1279.0	1392.4	1450.7	1459.5	1470.5	1491.4
32.5°	1676.4	1680.8	1602.6	1501.4	1399.0	1384.7	1494.8	1566.3	1579.5	1593.8	1622.4
35°	2041.8	2024.2	1995.6	1892.1	1778.7	1666.5	1694.0	1771.0	1785.3	1789.7	1801.8
37.5°	2275.1	2285.1	2308.2	2308.2	2223.4	2176.1	2097.9	2060.5	2063.8	2068.2	2058.3
40°	2405.0	2425.9	2505.2	2612.0	2689.0	2731.9	2718.7	2543.7	2522.8	2495.3	2407.2
42.5°	2498.6	2519.5	2654.9	2859.6	3051.1	3203.0	3286.7	3149.1	3133.7	3067.7	2962.0
45°	2555.8	2572.3	2735.2	3025.8	3315.3	3574.0	3802.9	3754.5	3750.1	3693.9	3555.3
47.5°	2544.8	2559.1	2728.6	3078.7	3458.4	3809.5	4163.9	4252.0	4256.4	4242.1	4157.3
50°	2381.9	2416.0	2584.4	2962.0	3379.1	3900.9	4397.3	4627.3	4633.9	4647.2	4614.1
52.5°	2236.6	2263.0	2413.8	2751.7	3152.4	3810.6	4537.1	4902.5	4958.7	4990.6	5052.2
55°	2177.2	2192.6	2308.2	2595.5	2965.3	3569.6	4584.4	5101.7	5201.9	5262.4	5403.3
57.5°	2166.2	2178.3	2267.4	2486.5	2840.9	3320.8	4569.0	5369.2	5527.7	5642.2	5915.2
60°	2239.9	2250.9	2313.7	2497.5	2755.1	3139.2	4428.1	5721.4	5943.8	6252.0	6692.3
62.5°	2295.0	2300.5	2377.5	2635.1	2849.7	2962.0	4069.3	5968.0	6363.1	6755.0	7409.9
64°	2214.6	2203.6	2279.5	2563.5	2996.1	2886.0	3736.9	5955.9	6419.3	6854.1	7562.9
65°	2096.8	2104.5	2172.8	2423.7	2970.8	2882.7	3518.9	5823.8	6304.8	6766.0	7491.4
67.5°	1629.0	1658.8	1677.5	1907.5	2433.6	2976.3	2946.6	4982.9	5466.1	5906.4	6763.8
70°	876.2	872.9	914.7	1096.3	1692.9	2526.1	2528.3	3512.3	4047.3	4594.3	5447.4
72.5°	322.5	339.0	372.0	500.8	879.5	1822.8	2317.0	2435.8	2674.7	3109.5	4024.2
75°	184.9	187.1	193.7	235.5	423.8	1006.0	2153.0	2155.2	2172.8	2244.3	2741.8
77.5°	144.2	139.8	143.1	153.0	231.1	529.4	1727.0	2047.3	2045.1	2034.1	2106.7
80°	107.9	112.3	118.9	118.9	143.1	284.0	981.8	1821.7	1883.3	1929.5	1955.9
82.5°	87.0	90.3	106.8	106.8	104.6	160.7	463.4	1349.5	1543.2	1668.7	1863.5
85°	56.1	59.4	90.3	89.2	84.8	94.7	242.2	452.4	487.6	594.4	845.3
87.5°	15.4	18.7	41.8	36.3	44.0	35.2	90.3	137.6	169.5	191.5	241.1
90°	0.0	0.0	0.0	0.0	0.0	0.0	0.0	0.0	0.0	0.0	0.0



REPORT NUMBER: P140935

CATALOG NUMBER: ECM-F04-LED-E1-SL2

CANDELA DISTRIBUTION (continued):

	65°	66°	67°	68°	69°	70°	71°	72°	73°	74°	75°
0°	993.9	993.9	993.9	993.9	993.9	993.9	993.9	993.9	993.9	993.9	993.9
2.5°	998.3	998.3	998.3	999.4	999.4	999.4	999.4	999.4	1000.5	998.3	998.3
5°	1018.1	1017.0	1018.1	1018.1	1021.4	1020.3	1021.4	1021.4	1020.3	1022.6	1022.6
7.5°	1050.1	1047.9	1050.1	1051.2	1052.3	1056.7	1056.7	1058.9	1060.0	1061.1	1058.9
10°	1088.6	1091.9	1093.0	1093.0	1098.5	1100.7	1100.7	1104.0	1107.3	1109.5	1108.4
12.5°	1135.9	1138.1	1139.2	1145.8	1146.9	1150.2	1155.7	1159.0	1159.0	1164.5	1167.8
15°	1188.8	1191.0	1197.6	1199.8	1204.2	1209.7	1213.0	1216.3	1216.3	1226.2	1229.5
17.5°	1233.9	1238.3	1242.7	1246.0	1253.7	1259.2	1264.7	1268.0	1273.5	1277.9	1285.6
20°	1272.4	1277.9	1283.4	1290.0	1295.5	1301.0	1307.6	1312.0	1318.6	1325.2	1332.9
22.5°	1309.8	1316.4	1323.0	1328.5	1336.2	1341.8	1347.3	1355.0	1359.4	1366.0	1374.8
25°	1350.6	1361.6	1368.2	1375.9	1383.6	1391.3	1397.9	1404.5	1411.1	1419.9	1428.7
27.5°	1415.5	1421.0	1429.8	1434.2	1447.4	1456.2	1465.0	1466.1	1474.9	1491.4	1493.6
30°	1500.3	1510.2	1515.7	1531.1	1533.3	1536.6	1550.9	1560.8	1571.8	1585.0	1590.5
32.5°	1627.9	1636.7	1644.4	1648.8	1661.0	1680.8	1683.0	1691.8	1710.5	1713.8	1733.6
35°	1815.1	1817.3	1829.4	1836.0	1851.4	1862.4	1867.9	1875.6	1885.5	1908.6	1914.1
37.5°	2039.6	2058.3	2042.9	2027.5	2055.0	2051.7	2058.3	2049.5	2075.9	2077.0	2086.9
40°	2388.5	2380.8	2347.8	2312.6	2296.1	2286.2	2266.3	2261.9	2276.2	2269.6	2272.9
42.5°	2902.5	2829.9	2773.8	2731.9	2680.2	2624.1	2592.1	2543.7	2543.7	2529.4	2542.6
45°	3506.8	3425.4	3320.8	3221.7	3157.9	3084.2	3008.2	2957.6	2905.8	2867.3	2901.4
47.5°	4102.3	4047.3	3930.6	3839.2	3711.6	3601.5	3481.5	3376.9	3315.3	3270.2	3276.8
50°	4619.6	4569.0	4508.5	4385.2	4288.3	4176.1	4049.5	3911.9	3778.7	3724.8	3678.5
52.5°	5055.5	5037.9	4986.2	4928.9	4849.7	4729.7	4649.4	4518.4	4361.0	4247.6	4199.2
55°	5440.8	5471.6	5499.1	5487.0	5458.4	5443.0	5343.9	5254.7	5148.0	5115.0	5014.8
57.5°	6047.2	6136.4	6242.1	6300.4	6357.6	6488.6	6520.5	6486.4	6499.6	6490.8	6438.0
60°	6905.8	7121.5	7306.4	7453.9	7611.3	7764.3	7944.9	8063.7	8113.3	8304.8	8301.5
62.5°	7642.2	7929.4	8166.1	8343.3	8527.1	8665.8	8782.5	8901.4	9046.7	9185.3	9360.4
64°	7842.5	8068.1	8260.8	8419.3	8551.3	8664.7	8753.9	8862.8	8982.8	9162.2	9355.9
65°	7739.0	7993.3	8133.1	8276.2	8395.0	8483.1	8574.5	8673.5	8825.4	8967.4	9174.3
67.5°	7035.7	7228.3	7430.8	7564.0	7678.5	7730.2	7816.1	7898.6	7983.4	8126.5	8385.1
70°	5932.8	6148.5	6440.2	6565.7	6684.6	6703.3	6783.6	6845.3	6901.4	7091.8	7219.5
72.5°	4451.2	4869.5	5155.7	5375.8	5400.0	5493.6	5526.6	5551.9	5615.8	5651.0	5689.5
75°	3067.7	3444.1	3687.3	3771.0	3873.4	3823.8	3766.6	3565.2	3566.3	3395.7	3201.9
77.5°	2158.5	2216.8	2219.0	2220.1	2084.7	2005.5	1915.2	1799.6	1754.5	1664.3	1541.0
80°	1957.0	1950.4	1909.7	1860.2	1786.4	1680.8	1571.8	1495.9	1436.4	1369.3	1281.2
82.5°	1888.8	1904.2	1874.5	1832.7	1789.7	1685.2	1559.7	1440.8	1342.9	1236.1	1128.2
85°	920.2	946.6	1032.5	1088.6	1101.8	1036.9	947.7	839.8	736.4	619.7	565.8
87.5°	276.3	296.1	302.7	321.4	344.5	313.7	276.3	247.7	199.2	172.8	135.4
90°	0.0	0.0	0.0	0.0	0.0	0.0	0.0	0.0	0.0	0.0	0.0



REPORT NUMBER: P140935

CATALOG NUMBER: ECM-F04-LED-E1-SL2

CANDELA DISTRIBUTION (continued):

	76°	77°	78°	79°	80°	81°	82°	83°	84°	85°	86°
0°	993.9	993.9	993.9	993.9	993.9	993.9	993.9	993.9	993.9	993.9	993.9
2.5°	998.3	999.4	999.4	998.3	999.4	999.4	1000.5	999.4	999.4	999.4	998.3
5°	1020.3	1024.8	1023.7	1023.7	1025.9	1025.9	1024.8	1027.0	1025.9	1025.9	1024.8
7.5°	1062.2	1062.2	1065.5	1066.6	1064.4	1064.4	1066.6	1067.7	1069.9	1071.0	1071.0
10°	1110.6	1116.1	1116.1	1117.2	1118.3	1121.6	1122.7	1122.7	1124.9	1124.9	1127.1
12.5°	1170.0	1172.2	1174.4	1180.0	1181.1	1181.1	1186.6	1185.5	1185.5	1191.0	1192.1
15°	1233.9	1237.2	1242.7	1244.9	1247.1	1252.6	1255.9	1259.2	1258.1	1265.8	1268.0
17.5°	1290.0	1293.3	1299.9	1305.4	1308.7	1312.0	1314.2	1318.6	1325.2	1330.7	1331.8
20°	1335.1	1339.6	1347.3	1353.9	1359.4	1362.7	1371.5	1375.9	1378.1	1382.5	1388.0
22.5°	1379.2	1386.9	1394.6	1396.8	1408.9	1412.2	1418.8	1425.4	1429.8	1439.7	1443.0
25°	1434.2	1440.8	1450.7	1457.3	1465.0	1471.6	1478.2	1483.7	1493.6	1502.5	1506.9
27.5°	1506.9	1512.4	1520.1	1532.2	1538.8	1543.2	1555.3	1566.3	1570.7	1579.5	1587.2
30°	1602.6	1608.1	1619.1	1631.2	1636.7	1651.0	1659.9	1667.6	1676.4	1688.5	1699.5
32.5°	1742.4	1749.0	1758.9	1774.3	1774.3	1784.2	1802.9	1819.5	1826.1	1840.4	1848.1
35°	1926.2	1927.3	1938.3	1961.4	1968.1	1965.9	1983.5	1998.9	2003.3	2025.3	2039.6
37.5°	2104.5	2107.8	2121.0	2129.9	2142.0	2150.8	2162.9	2186.0	2186.0	2217.9	2231.1
40°	2289.5	2306.0	2308.2	2310.4	2330.2	2365.4	2377.5	2400.6	2421.5	2452.4	2466.7
42.5°	2558.0	2575.6	2596.6	2620.8	2650.5	2670.3	2693.4	2726.4	2735.2	2773.8	2783.7
45°	2925.7	2946.6	3002.7	3008.2	3061.0	3087.5	3126.0	3170.0	3181.0	3206.3	3193.1
47.5°	3292.2	3316.4	3378.0	3441.9	3490.3	3536.5	3547.6	3566.3	3582.8	3567.4	3571.8
50°	3698.4	3733.6	3791.9	3848.0	3884.4	3937.2	3937.2	3941.6	3926.2	3900.9	3860.2
52.5°	4173.9	4179.4	4216.8	4260.8	4293.8	4304.8	4304.8	4279.5	4242.1	4201.4	4122.1
55°	4967.5	4906.9	4917.9	4917.9	4893.7	4873.9	4858.5	4796.9	4723.1	4649.4	4576.7
57.5°	6397.3	6454.5	6283.9	6237.7	6239.9	6089.1	6027.4	5921.8	5842.5	5710.4	5599.3
60°	8436.9	8397.2	8341.1	8288.3	8292.7	8093.4	7953.7	7796.3	7658.7	7368.1	7244.8
62.5°	9516.7	9657.5	9737.9	9697.2	9603.6	9479.2	9250.3	9011.4	8769.3	8522.7	8301.5
64°	9556.3	9742.3	9900.8	9966.8	9922.8	9765.4	9532.1	9234.9	8946.5	8655.9	8388.4
65°	9364.8	9600.3	9805.0	9897.5	9899.7	9761.0	9527.7	9228.3	8920.1	8583.3	8304.8
67.5°	8570.0	8840.8	9042.2	9197.4	9330.6	9260.2	9098.4	8780.3	8488.6	8106.7	7801.8
70°	7378.0	7545.3	7772.0	7998.8	8105.6	8122.1	8061.5	7900.8	7559.6	7249.2	6856.3
72.5°	5686.2	5946.0	5812.8	5952.6	6041.7	5954.8	5965.8	5691.7	5581.6	5308.7	5032.4
75°	3011.5	3020.3	2963.1	2547.0	2495.3	2304.9	2516.2	2138.7	2009.9	1891.0	1738.0
77.5°	1396.8	1216.3	1047.9	875.1	715.5	626.3	488.7	430.4	387.4	341.2	351.1
80°	1167.8	1029.2	881.7	730.9	614.2	496.4	398.5	309.3	247.7	208.0	189.3
82.5°	1033.6	911.4	809.0	716.6	632.9	517.3	424.9	328.0	252.1	190.4	147.5
85°	466.7	365.4	332.4	262.0	222.3	189.3	150.8	124.4	102.4	87.0	68.2
87.5°	109.0	74.8	63.8	60.5	52.8	49.5	41.8	44.0	36.3	28.6	29.7
90°	0.0	0.0	0.0	0.0	0.0	0.0	0.0	0.0	0.0	0.0	0.0



REPORT NUMBER: P140935

CATALOG NUMBER: ECM-F04-LED-E1-SL2

CANDELA DISTRIBUTION (continued):

	87°	88°	89°	90°	95°	105°	115°	125°	135°	145°	155°
0°	993.9	993.9	993.9	993.9	993.9	993.9	993.9	993.9	993.9	993.9	993.9
2.5°	998.3	998.3	999.4	999.4	1000.5	1002.7	1006.0	1002.7	1002.7	1002.7	1003.8
5°	1027.0	1028.1	1027.0	1027.0	1029.2	1032.5	1033.6	1027.0	1023.7	1020.3	1015.9
7.5°	1068.8	1073.2	1072.1	1072.1	1074.3	1074.3	1072.1	1062.2	1052.3	1036.9	1023.7
10°	1127.1	1129.3	1129.3	1129.3	1132.6	1134.8	1124.9	1102.9	1076.5	1049.0	1024.8
12.5°	1196.5	1195.4	1198.7	1202.0	1199.8	1199.8	1181.1	1146.9	1104.0	1058.9	1017.0
15°	1269.1	1270.2	1270.2	1275.7	1276.8	1272.4	1242.7	1189.9	1123.8	1055.6	988.4
17.5°	1337.4	1339.6	1340.7	1345.1	1350.6	1338.5	1295.5	1224.0	1127.1	1024.8	934.5
20°	1394.6	1397.9	1401.2	1404.5	1410.0	1401.2	1344.0	1240.5	1109.5	975.2	871.8
22.5°	1446.3	1451.8	1454.0	1459.5	1468.3	1457.3	1388.0	1240.5	1069.9	921.3	801.3
25°	1509.1	1515.7	1526.7	1528.9	1544.3	1532.2	1423.2	1231.7	1024.8	853.0	725.4
27.5°	1591.6	1598.2	1608.1	1613.6	1632.3	1615.8	1449.6	1208.6	968.6	779.3	651.6
30°	1700.6	1707.2	1719.3	1724.8	1758.9	1703.9	1467.2	1173.3	903.7	693.4	566.9
32.5°	1852.5	1870.1	1869.0	1883.3	1914.1	1801.8	1474.9	1123.8	822.2	606.5	487.6
35°	2051.7	2063.8	2074.8	2094.6	2108.9	1906.4	1469.4	1058.9	721.0	516.2	418.3
37.5°	2243.2	2264.1	2271.8	2285.1	2281.8	1976.9	1447.4	957.6	610.9	435.9	370.9
40°	2482.1	2494.2	2518.4	2530.5	2472.2	2044.0	1395.7	822.2	500.8	383.0	340.1
42.5°	2800.2	2815.6	2803.5	2800.2	2687.9	2081.4	1296.6	686.8	419.4	344.5	314.8
45°	3186.5	3193.1	3156.8	3132.6	2936.7	2078.1	1152.4	559.2	363.2	315.9	292.8
47.5°	3535.4	3522.2	3474.9	3438.6	3152.4	2001.1	971.9	461.2	333.5	292.8	275.2
50°	3823.8	3765.5	3714.9	3668.6	3325.2	1883.3	799.1	388.5	304.9	274.1	257.6
52.5°	4084.7	4005.4	3946.0	3867.9	3482.6	1728.1	661.5	339.0	276.3	255.4	238.9
55°	4471.0	4378.6	4302.6	4225.6	3761.1	1607.0	572.4	301.6	247.7	235.5	220.1
57.5°	5579.4	5331.8	5264.6	5195.3	4507.4	1580.6	520.6	271.9	225.6	216.8	206.9
60°	7095.1	6934.4	6826.5	6657.0	5746.8	1665.4	482.1	249.9	210.2	204.7	195.9
62.5°	8083.5	7889.8	7711.5	7538.7	6474.3	1663.2	434.8	235.5	201.4	200.3	187.1
64°	8146.3	7929.4	7730.2	7544.2	6497.4	1554.2	391.8	225.6	201.4	201.4	181.6
65°	8042.8	7824.9	7619.0	7425.3	6365.3	1470.5	363.2	221.2	204.7	203.6	178.3
67.5°	7515.6	7296.5	7065.4	6857.4	5806.2	1152.4	287.3	213.5	222.3	214.6	175.0
70°	6583.3	6334.5	6160.6	6010.9	4984.0	804.6	227.8	217.9	243.3	227.8	183.8
72.5°	4771.5	4569.0	4566.8	4397.3	3773.2	510.7	183.8	216.8	242.2	225.6	190.4
75°	1853.6	1589.4	1580.6	1640.0	1604.8	276.3	158.5	191.5	198.1	188.2	168.4
77.5°	317.0	311.5	308.2	324.7	357.7	153.0	145.3	162.9	147.5	133.2	139.8
80°	176.1	168.4	166.2	166.2	156.3	125.5	128.8	129.9	106.8	99.1	115.6
82.5°	122.2	113.4	109.0	105.7	102.4	112.3	114.5	102.4	77.0	75.9	107.9
85°	59.4	56.1	55.0	55.0	62.7	105.7	94.7	79.3	51.7	51.7	116.7
87.5°	25.3	25.3	22.0	22.0	34.1	67.1	42.9	33.0	20.9	24.2	47.3
90°	0.0	0.0	0.0	0.0	0.0	0.0	0.0	0.0	0.0	0.0	0.0



REPORT NUMBER: P140935

CATALOG NUMBER: ECM-F04-LED-E1-SL2

CANDELA DISTRIBUTION (continued):

	165°	175°	180°
0°	993.9	993.9	993.9
2.5°	1002.7	1004.9	1003.8
5°	1010.4	1010.4	1008.2
7.5°	1009.3	1004.9	1002.7
10°	1002.7	990.6	989.5
12.5°	985.1	965.3	959.8
15°	934.5	908.1	901.5
17.5°	870.7	839.8	831.0
20°	798.0	762.8	750.7
22.5°	727.6	686.8	674.7
25°	650.5	609.8	603.2
27.5°	565.8	527.2	517.3
30°	487.6	454.6	446.9
32.5°	417.2	394.1	394.1
35°	370.9	351.1	351.1
37.5°	334.6	325.8	324.7
40°	310.4	302.7	301.6
42.5°	291.7	282.9	281.8
45°	271.9	263.1	263.1
47.5°	253.2	243.3	244.4
50°	234.4	226.7	226.7
52.5°	219.0	211.3	210.2
55°	204.7	197.0	195.9
57.5°	191.5	182.7	181.6
60°	178.3	169.5	167.3
62.5°	167.3	157.4	155.2
64°	160.7	150.8	148.6
65°	157.4	146.4	145.3
67.5°	154.1	139.8	138.7
70°	166.2	137.6	132.1
72.5°	167.3	134.3	127.7
75°	158.5	127.7	122.2
77.5°	139.8	116.7	110.1
80°	134.3	91.4	80.4
82.5°	123.3	74.8	62.7
85°	101.3	48.4	45.1
87.5°	58.3	31.9	23.1
90°	0.0	0.0	0.0

(END OF REPORT)